

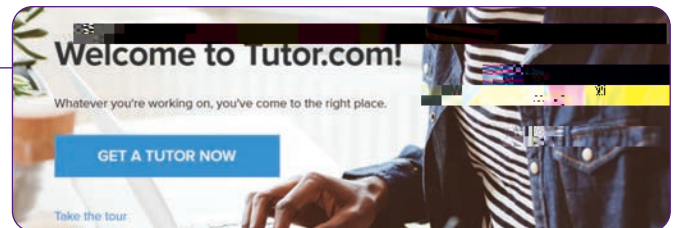
How It Works: Tutor.com Classroom

Connecting with expert tutors for on-demand, 1:1 help

The expert tutors at **Tutor.com/military** can help you work through tough homework problems, improve your writing skills, study for a test, review a difficult concept, and so much more!

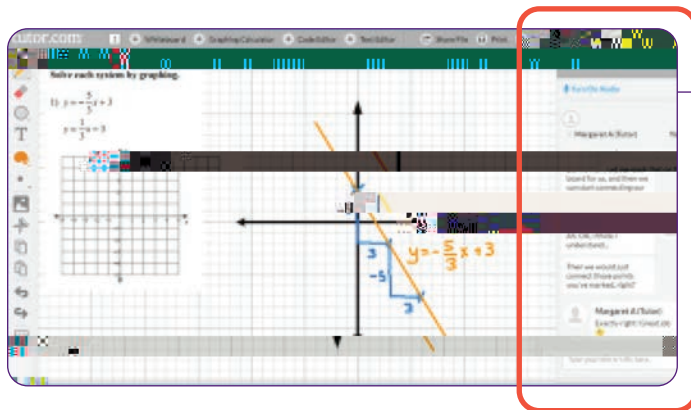
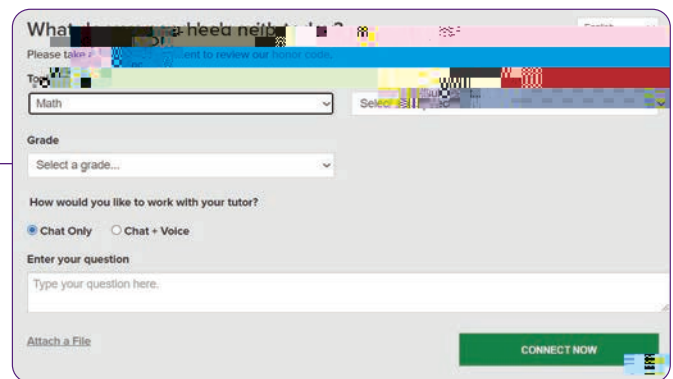
Step 1: Get started

1. Go to **www.tutor.com/military**.
2. Click on your branch of service.
3. Confirm your eligibility and create an account.
4. Click **Get a Tutor Now**.



Step 2: Get the right tutor

Fill in the quick pre-session questionnaire. Using this information, we will match you with the best available tutor best qualified to assist you.

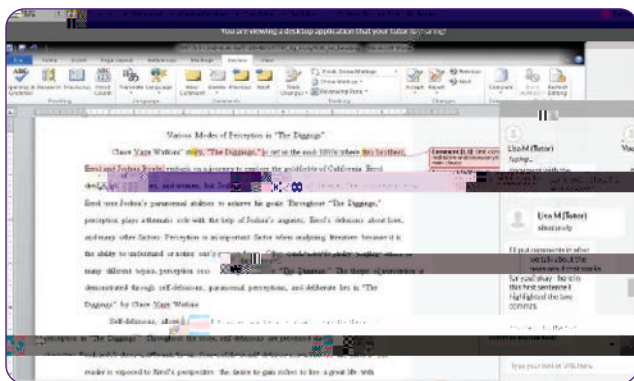


Step 3: Communicate

You can use text chat or an audio connection to communicate with your tutor in the online classroom.* You and your tutor may also use the interactive whiteboard to share work and ideas. *All activity in the classroom is recorded for review and quality control. Transcripts will be available afterward in your student locker.*

Step 4: Share a file

You can upload files related to your assignment to the online classroom including documents, spreadsheets, PowerPoint presentations, screenshots, image files, and more. You and your tutor will be able to view them together during your session.



MORE →

Step 5: